

NEW! HV 3-WAY & 4-WAY STEM & TOGGLE VALVES



NEW! HV Series Stem & Toggle Valves

3-Way & 4-Way Styles

The HV-3 Series is a fully-ported 3-way valve. This can be used as a selector valve choosing between two separate pressures or fluids (port 2 or 4) going to a single output (port 1). Being fully-ported, the inverse will work as well using the valve as a diverter sending a fluid (port 1) to two separate outputs (port 2 or 4). Also, the valve may be used as a Normally-Closed or Normally-Open 3-way valve. The HV-4 series is a 4-way valve that vents its exhaust ports to atmosphere and is ideal for powering simple cylinder applications.

Medium: 3-Way: Air, Water or Oil; 4-Way: Air

Input Pressure: 150 psig max.

Air Flow: 6.5 scfm @ 50 psig; 11.8 scfm @ 100 psig

Temperature Range: 32 to 230°F

Force for Full Stem Travel: 4 1/2 lb. nominal

Stem: Stainless Steel; **Toggle:** ENP Steel or Plastic

Mounting (Cartridge Style): Inserts into a 1/2" bore

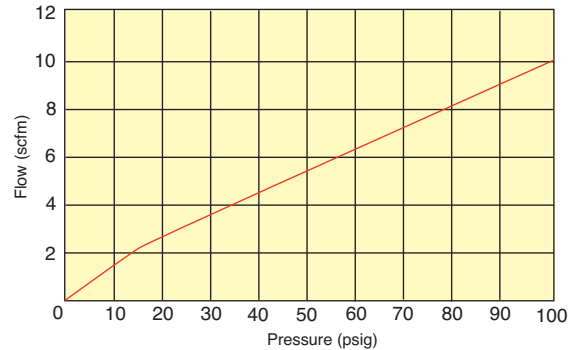


Ports: #10-32, Cartridge

Stem Travel: 1/8"

Seals: Nitrile, FKM optional

Pressure vs. Flow

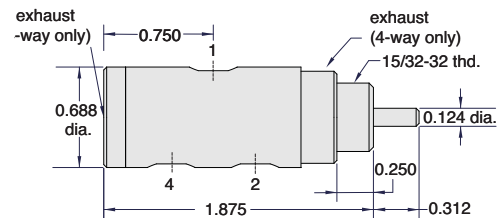


- Small, compact size, lightweight
- Design flexibility and fast response
- 15/32-32 male thread for panel mounting
- HV-3 can be used as a Normally-Open or Closed 3-way valve
- 4-way valves exhaust to atmosphere

3-Way & 4-Way Stem Valves



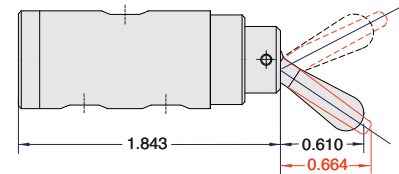
3-Way	4-Way
HV-3	HV-4



3-Way & 4-Way Toggle Valves



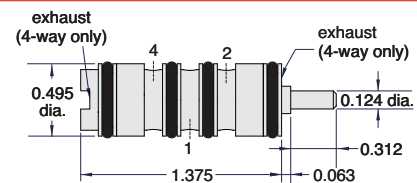
Toggle	3-Way	4-Way
ENP Steel	HTV-3	HTV-4
Plastic	HTV-3E	HTV-4E



3-Way & 4-Way Stem Cartridge Valves



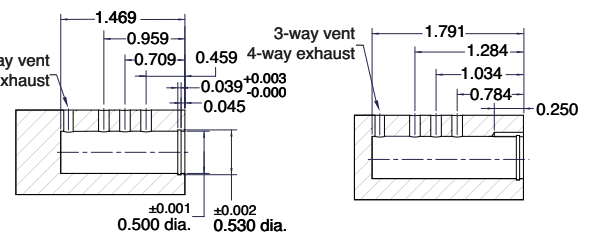
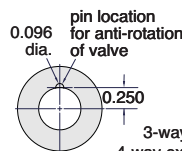
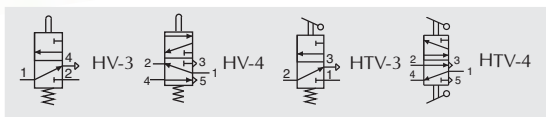
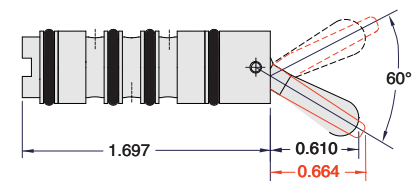
3-Way	4-Way
HV-3C	HV-4C



3-Way & 4-Way Toggle Cartridge Valves



Toggle	3-Way	4-Way
ENP Steel	HTV-3C	HTV-4C
Plastic	HTV-3CE	HTV-4CE



options (suffix)
ENP Plating "-ENP" • FKM Seals "-V"